



# Eclipse Tour Orientation Meeting

14 March 2009

Westlake Village, CA

# Welcome Folks...

... and thanks for coming today!!

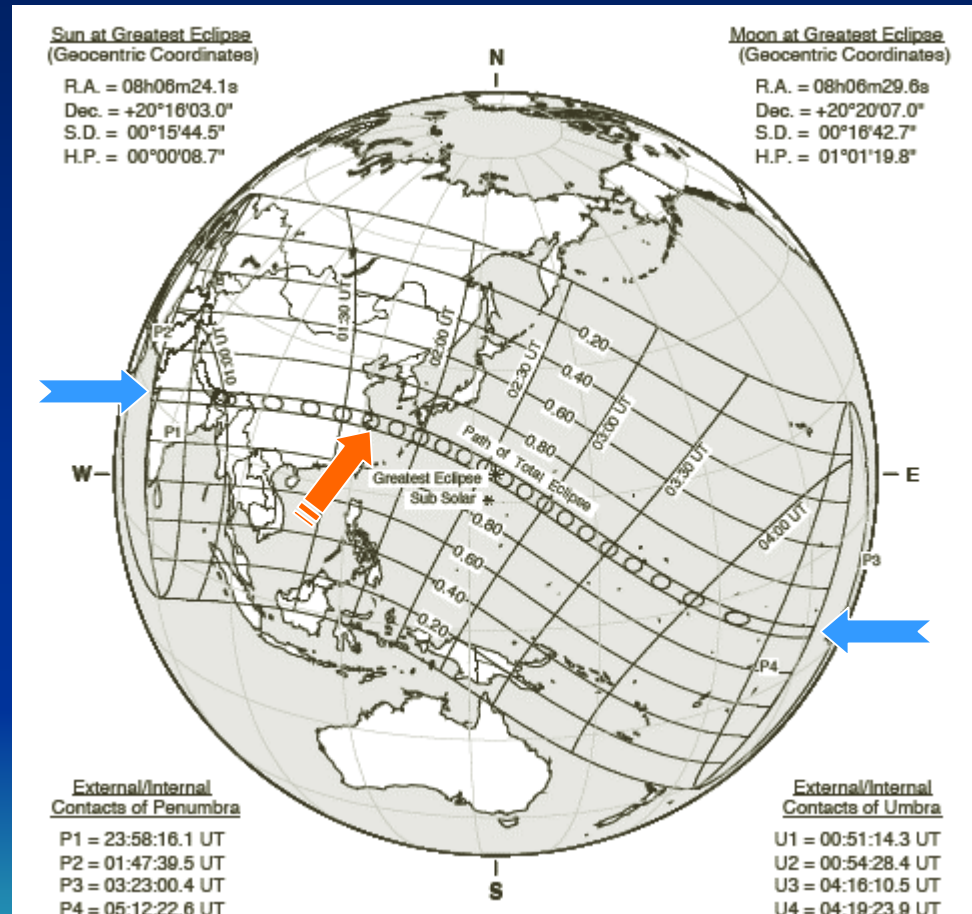


# Our Agenda

- Welcome Noon
- Self introductions 12:10
- Why you are here – objectives 12:20
- About the tour (facts, figures, preparation, critical items to do before we go, medical stuff) 12:35
- Questions and Answers 13:30
- Wrap up and adjourn 14:00



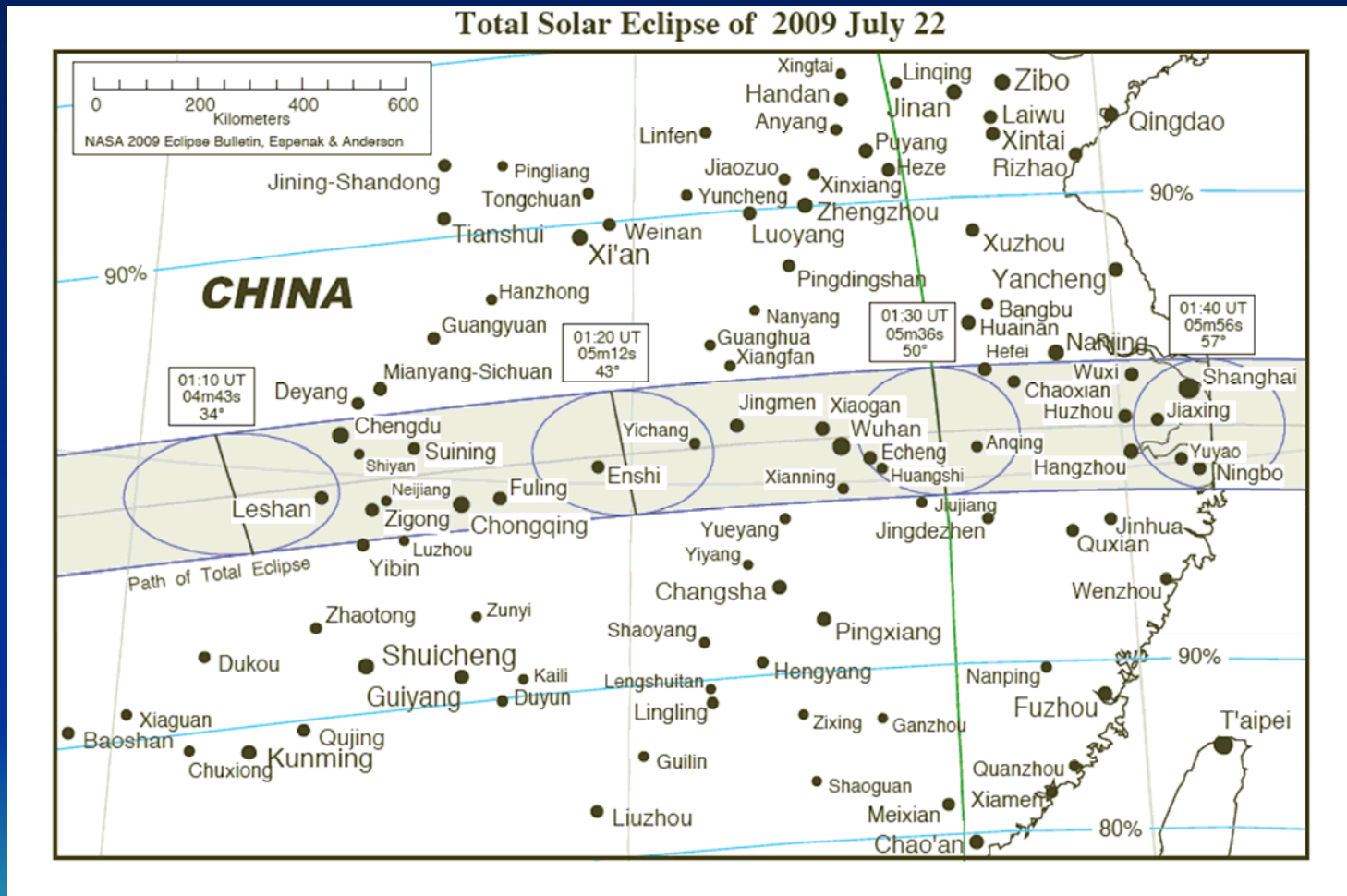
# 22 July 2009 Eclipse Track



# Route of Travel for Eclipse Tour – July 2009

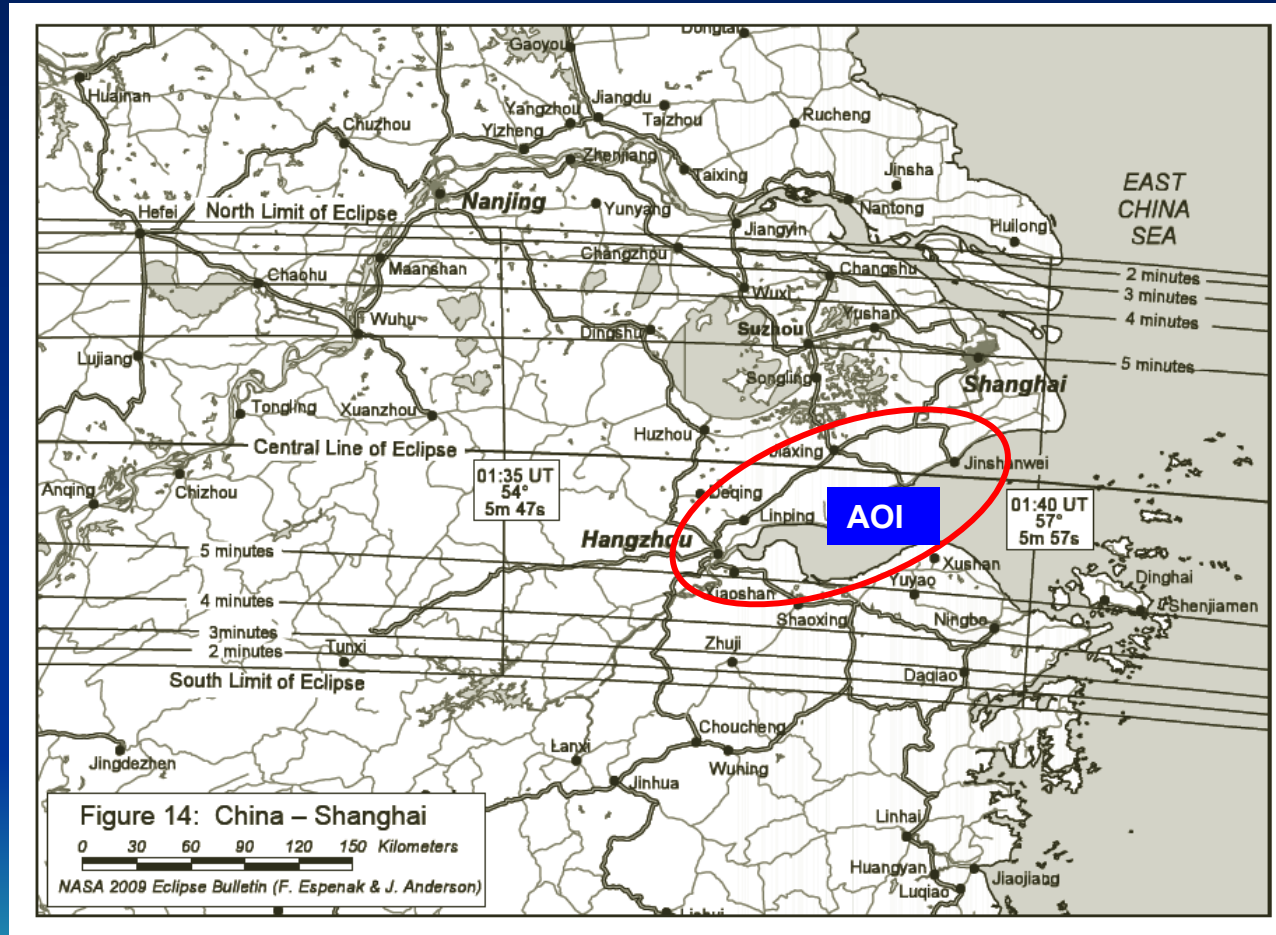


# The Eclipse Path Through China

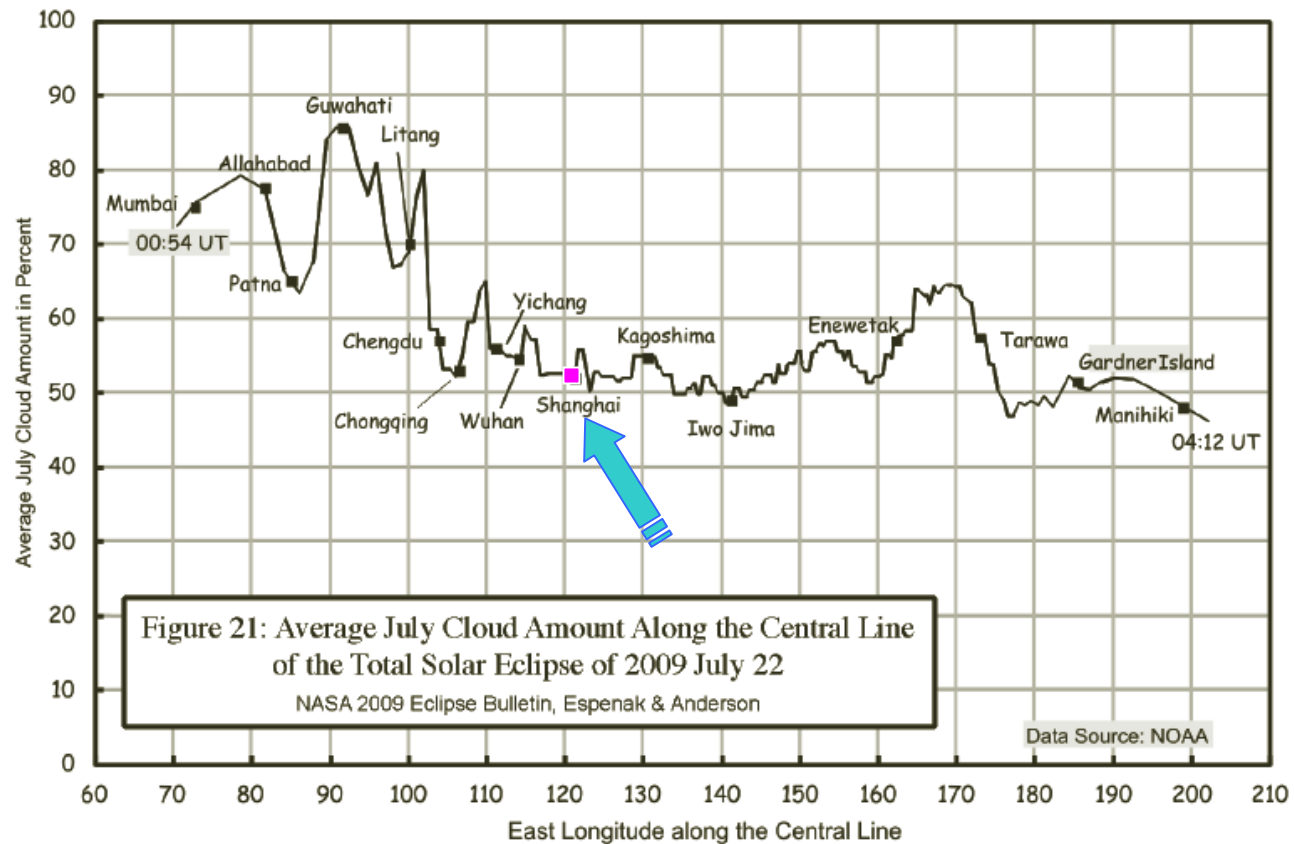




# The Eclipse Path Through Eastern China



# Eclipse Path Weather/Cloud Cover History



Based on 20 years of satellite imagery data (1981 – 2000)



# Location of Observing Site



# Important Upcoming Dates

- March 31<sup>st</sup> - Final Payments due for tour
- April 3<sup>rd</sup> - CTS registration form & photocopy of passport info to T<sup>2</sup>
- May 8<sup>th</sup> - Submission of visa form & passports to CTS offices
- June 5<sup>th</sup> - Obtain any vaccines or inoculations desired/needed
- June 21-26<sup>th</sup> - Final travel documents shipped out to tour members
- July 13<sup>th</sup> - Depart for Beijing, China!!
- July 14<sup>th</sup> - The tour commences!!




# China Tour Integration



July 2009						
Sunday	Monday	Tuesday	Wednesday	Thursday	Friday	Saturday
			1	2	3	4
5	6	7	8	9	10	11
12	13	14	15	16	17	18
		TOUR D				
19	20	21	22 ECLIPSE DAY !!	23	24	25
TOUR D						
	TOURS B AND C					TOUR C
26	27	28	29	30	31	
TOUR D	TOUR C					

# CTS Registration Form Completion

- This is required by CTS for all their clients (sorry)
- You must fill in and sign the form (read their Ts and Cs, please)
- Accompany form with a high quality photocopy of the passport's 1<sup>st</sup> two pages
- Please mail/scan and email to T<sup>2</sup> by April 3<sup>rd</sup> !!
- Please do this on time as it's a *vital* piece of paperwork!!



CHINA TRAVEL SERVICE (U.S.A.), INC.  
美国中国旅行社有限公司  
Affiliate of China Travel Service H.K.I Limited

### Tour Registration Form

Thank you for booking with China Travel Service. We also request a copy of your passport for purpose of making air reservations. Airlines request that the name on your ticket matches the name of your passport EXACTLY, including your middle name. If you do not give us a copy of your passport, and your ticket needs to be issued later, you will be responsible for all change and /or cancellation fee.

Tour Name: \_\_\_\_\_ Departure Date: \_\_\_\_\_ Departure City: \_\_\_\_\_ Booking Agent: \_\_\_\_\_

Applicant #1		Applicant #2	
Mr./Mrs./Ms. _____		Mr./Mrs./Ms. _____	
Last Name: _____		Last Name: _____	
First Name: _____		First Name: _____	
Address: _____		Address: _____	
City/State/Zip: _____		City/State/Zip: _____	
Home Phone: _____		Home Phone: _____	
Work Phone: _____		Work Phone: _____	
Fax Number: _____		Fax Number: _____	
Citizenship: _____ Passport No: _____		Citizenship: _____ Passport No: _____	
Place of Issue: _____		Place of Issue: _____	
Issue Date: _____ Expiry Date: _____		Issue Date: _____ Expiry Date: _____	
Date of Birth: _____ Place of Birth: _____		Date of Birth: _____ Place of Birth: _____	
Smoking <input type="checkbox"/> Non-Smoking <input type="checkbox"/> *		Smoking <input type="checkbox"/> Non-Smoking <input type="checkbox"/> *	
Emergency Contact: _____		Emergency Contact: _____	
I have read China Travel Service's Terms and Conditions and Understand that the deposit is non-refundable and that change and cancellation penalties apply.		I have read China Travel Service's Terms and Conditions and Understand that the deposit is non-refundable and that change and cancellation penalties apply.	
Signature: _____		Signature: _____	
Date: _____		Date: _____	

<b>Accommodation Request (check one)</b> <input type="checkbox"/> Double Occupancy <input type="checkbox"/> a) Our Room with Two Beds <input type="checkbox"/> b) Our Room with One Double Bed (Subject to Availability) <input type="checkbox"/> Single Occupancy <input type="checkbox"/> Request Room Mates <input type="checkbox"/> Triple Occupancy <small>* Non-Smoking rooms cannot be guaranteed at all hotels in All cities</small>	<b>Special Requests</b> Please specify any other requirements (such as medical, dietary or personal requirements we should be aware of). Also indicate specific extensions or add-on services (hotel extensions, flight reservations, return stopovers, extension tours, etc).
---	---

**For Travel Agent Use Only**


Agency: \_\_\_\_\_ Agent: \_\_\_\_\_  
 Address: \_\_\_\_\_  
 Tel: \_\_\_\_\_ Fax: \_\_\_\_\_  
 Email: \_\_\_\_\_

833 E. Valley Boulevard - Ste. #210, Alhambra, CA 91801  
Phone: (626) 457-8668 Fax: (626) 943-9846

# Visa Application Process (CTS)

**中华人民共和国签证申请表**  
*Visa Application Form of the People's Republic of China*

请填写此表并向中国大使馆或总领事馆提出申请。请打印两份。  
*Please type your answer in capital English letters in the spaces provided or submit the appropriate fee to obtain*

<b>一、关于您本人的信息 / Section 1: Information about Yourself</b>		 请贴 1 张近期正面免冠、彩色背景的照片。 Please affix one recent passport style color photo, with full face, clear view, no hat, and against a plain light background.
1.1 外文姓名 / Full Name:	1.2 性别 / Sex:	
姓 / Surname:	男 / M. 女 / F.	
1.3 中文姓名 / Chinese Name if Applicable:	1.4 现国籍 / Current Nationality:	
1.5 别名或曾用名 / Other or Former Name:	1.6 前国籍 / Former Nationality:	
1.7 出生日期 / Date of Birth (YY-MM-DD):	1.8 出生地点 (省/市/县) / Place (Province/State, Country) of Birth:	
1.9 护照种类 / Passport Type:		1.10 护照号码 / Passport Number:
<input type="checkbox"/> 外交 / Diplomatic <input type="checkbox"/> 公务、官员 / Service or Official <input type="checkbox"/> 普通 / Regular <input type="checkbox"/> 其他 (请注明) / Other (Please specify):		1.11 签证日期 / Date of Issue (YY-MM-DD):
1.12 签发地点 (省/市及国家) / Place (Province/State, Country) of Issue:		1.13 失效日期 / Expiration Date (YY-MM-DD):
1.14 当前职业 (可多选) / Your Current Occupation(s):		
<input type="checkbox"/> 商人 / Businessman <input type="checkbox"/> 教师、学生 / Teacher or Student <input type="checkbox"/> 政府官员 / Government Official <input type="checkbox"/> 乘务人员 / Crew Member of Airlines, Trains or Ships <input type="checkbox"/> 新闻从业人员 / Staff of Media <input type="checkbox"/> 议员 / Member of Parliament, Congressman or Senator <input type="checkbox"/> 宗教人士 / Clergy <input type="checkbox"/> 其他 (请注明) / Other (Please specify):		
<b>二、访问中国目的 / Section 2: Your Visit to China</b>		
2.1 申请赴中国主要事由 (可多选) / Major Purpose(s) of Your Visit to China:		
<input type="checkbox"/> 旅游 / Tourism <input type="checkbox"/> 访问亲友 / As a Crew Member of Airlines, Trains or Ships <input type="checkbox"/> 探亲 / Visiting Relatives <input type="checkbox"/> 记者采访 / As Resident Journalist <input type="checkbox"/> 商务 / Business Trip <input type="checkbox"/> 记者临时采访 / As Journalist for Temporary News Coverage <input type="checkbox"/> 过境 / Transit <input type="checkbox"/> 外交官、领事官赴任 / As Resident Diplomat or Consul in China <input type="checkbox"/> 留学 / Study <input type="checkbox"/> 官方访问 / Official Visit <input type="checkbox"/> 商业演出 / Commercial Performance <input type="checkbox"/> 任职就业 / Employment <input type="checkbox"/> 其他 (请注明) / Other (Please specify):		
2.2 计划入境次数 / Intended Number of Entries:		<input type="checkbox"/> 一次入境有效期 (3 个月内有效) / Single entry valid for 3 months; <input type="checkbox"/> 二次入境有效期 (6 个月内有效) / Double entry valid for 6 months; <input type="checkbox"/> 半年内多次入境有效期 / Multi-entry valid for 6 months; <input type="checkbox"/> 一年内多次入境有效期 / Multi-entry valid for 12 months.
2.3 首次可能抵达中国的日期 / Date of Your First Possible Entry into China (YY-MM-DD):		
2.4 预计第一次在华停留的最长天数 / Your Longest Intended Stay in China:		Days
2.5 请按时间顺序列明您访问中国的地点 (省及市/县) / Please list Province/State and Province to visit in China in a time sequence:		
2.6 办理签证通常需 4 个工作日。您是否愿意付费要求加急或特急服务? / Normally, visa processing takes 4 working days. Do you request express or rush service by paying extra fee?		
<input type="checkbox"/> 加急 (2-3 个工作日) / Express for 2-3 working days; <input type="checkbox"/> 特急 (1 个工作日) / Rush for 1 working day.		

请在此处粘贴 / Paste label

- The form is shown on the LHS of this chart – T<sup>2</sup> will email out to you when time comes
- If using a credit card, you must complete authorization form and send w/application
- Send in the application & your passport to CTS NST 5/8/09
- Be sure that your passport is valid for NLT 6 months after the end of the tour
- Must have 2 totally blank pages available in your passport

# CDC Suggested Vaccinations/Inoculations for Travelers to China <sup>†</sup>

- Polio booster (if needed)
- DPT
- Typhoid inoculation
- Immunoglobulin shot (used to be  $\gamma$ -globulin)
- Hepatitis A booster (if needed)

<sup>†</sup> check with your personal physician for any other suggested prophylactics





# Travel Insurance

- Strictly optional on your part, but a good idea
- Two primary providers of travel insurance
  - TravelEx Insurance
  - TravelGuard Insurance
- Covers typical reasons for trip cancellation: medical, personal family emergencies, etc.
- Does NOT cover job loss, “change of plans”, etc. --- that coverage is extra
- Cost is typically about \$48 per \$1000 of tour cost (based on traveler’s age, state of residence)



# Packing/Luggage Advice

- Keep it light (remember: heat, humidity, bag restrictions, hassle of schlepping, overweight add-on charges)
- Tour porterage fee covers one (1) 20kg (44 lb) bag per person (you *may* have to pay for added porterage)
- International air limit is 2 bags, 50 lbs each, NGT 62 inches combined dimensions (l,w,h)
- Domestic air in China limit is one (1) bag, 20kg max wt. (don't freak out – we will be using group check in to help offset potential overweight/over limit charges)
- Leave your 14" Newtonian 'scope at home – it's not needed to watch the eclipse; a spotting 'scope will suffice!!



# Food, Water

- Do NOT drink/ingest any water from taps, shower (it's filtered but there's still "beasties" in it at a sub- $\mu$  level)
- Bottled, sealed water, canned soft drinks are OK
- NO ice in your drinks, no glasses (washed in tap water)
- Hot tea, hot coffee are fine, as long as water has been boiled for @ least 10 minutes
- NO street stall food!!
- Restaurants are generally fine – no worries... however,
  - No "English subtitles" – Mandarin only, with photos of main dishes and sides
- Hotel food is perfectly OK



# Time, Electricity, Telephone

- Time in China is universal/one time zone – CST
- Time = UTC +8 hours, also is = Pacific Daylight Time +15 hours (note: no daylight saving time in PRC)
- Electricity: 220 v, 50 Hz (you may need to have a converter for your electrical appliances in some cases – check the adapter transformer FIRST)
- IDD phone service available in our hotels



Type “A” outlet



Type “G” outlet

# Optical Equipment

- 35mm SLR or D-SLR is best
- An HDV video camera is very useful (I'm NO expert though)
- Film (remember this??)
  - ISO 100 – 200 is ideal speed
  - ISO < 100 for experienced users/pros
- Binoculars – standard sports/birding binoculars are fine (10x30, 8X40, etc.) Larger sizes (20x80) are specialized for astronomy use
- A very sturdy, very stable camera tripod...
- Reliable cable releases/electronic triggers
- Safe optical filter material for partial phases of the eclipse is mandatory!!



# Photography Pointers

- Put camera (including video) on manual focus at  $\infty$  and manual exposure, otherwise, the camera will continually try to focus and will set the wrong exposure
- First time photographers should consult a book covering solar eclipse photography, preferably one that includes guidance for digital camera use
- Remember: there will be NO electricity at observing site, so you have to be self sufficient regarding power for drives, etc.





# Airport Security

- Large bottles of fluids, including bottles of water and soft drinks/beverages will be confiscated at security check points
- Wear easy-to-remove metallic items like belts
- Be prepared to remove your shoes
- For those of carrying film, protective lead bags work fine, but only for hand-carried luggage. Checked baggage gets X-rayed hard. Don't expect hand inspection of vulnerable carry on items




# White Light/Photospheric Filter Basics

- *Good Filter Materials*
  - Aluminized Mylar™ made for eclipse use
  - OD 6.0 or greater glass filters
  - Welder's Glass - # 14 density
  - Commercially manufactured Inconel™ glass filters
  - Highly overexposed, fully developed, b/w film
- *Bad Filter Materials (very dangerous)*
  - Sunglasses
  - “Pop Tart” packages
  - Overdeveloped color film
  - Soot/carbon-coated glass plates
  - Compact discs
  - 90° /orthogonally crossed polarizing lenses



# Shanghai Skyline – Pudong



# Yu Gardens - Shanghai





# Yu Garden Entrance - Shanghai



# Eclipse Observing Site – Pinghu High School

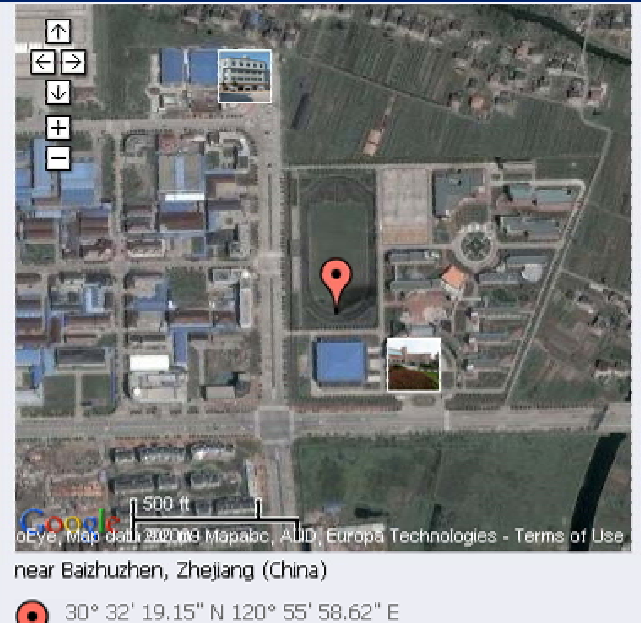




# Ground and Satellite Views of Pinghu School



by ZSerendipity



# Useful/Helpful Websites

- Safe Solar Filter Sources
  - [www.thousandoaksoptical.com](http://www.thousandoaksoptical.com)
  - [www.astro-physics.com](http://www.astro-physics.com)
  - [www.rainbowsymphony.com](http://www.rainbowsymphony.com)
- Travel Insurance
  - [www.travelex-insurance.com/consumer/welcome.aspx](http://www.travelex-insurance.com/consumer/welcome.aspx)
  - [www.travelguard.com](http://www.travelguard.com)
- Centers for Disease Control/Traveler's Information
  - [www.cdc.gov/travel/destinationChina.aspx](http://www.cdc.gov/travel/destinationChina.aspx)
- Eclipse Information
  - [www.eclipse.gsfc.nasa.gov/eclipse.html](http://www.eclipse.gsfc.nasa.gov/eclipse.html)
  - [www.eclipser.ca](http://www.eclipser.ca)
- U.S. Department of State
  - [www.state.gov](http://www.state.gov)



...T-t-t-that's All Folks!

Any questions??

